

**UNIVERSITY COLLEGE TATI (UC TATI)****FINAL EXAMINATION QUESTION BOOKLET**

COURSE CODE	: BME 1013
COURSE	: ENGINEERING DRAWING (CAD)
SEMESTER/SESSION	: 1-2022/2023
DURATION	: 3 HOURS

Instructions:

1. This booklet contains 3 questions. Answer **ALL** questions.
2. All answers should be draw in **CAD software**.
3. Write legibly and draw sketches wherever required.
4. If in doubt, raise your hands and ask the invigilator.

DO NOT OPEN THIS BOOKLET UNTIL YOU ARE TOLD TO DO SO

THIS BOOKLET CONTAINS 5 PRINTED PAGES INCLUDING COVER PAGE

ENGINEERING DRAWING (BME 1013)

Instruction:

Please ensure that all the answers to be save separately according to the question number and allocate into a folder at Desktop. The folder name: **22A10XXX_BME 1013**.
All units in mm.

QUESTION 1

a) **Explain** the function of the elements CAD:

i. Object line (2 marks)

ii. Construction line (2 marks)

iii. Dimensioning (2 marks)

iv. the purpose of dimensioning component according to the international standards. (2 marks)

ENGINEERING DRAWING (BME 1013)

- b) Produce the 2D sketching of following object
- i. in .dwg standard template (10 marks)
 - ii. annotate the dimension accordingly (2 marks)

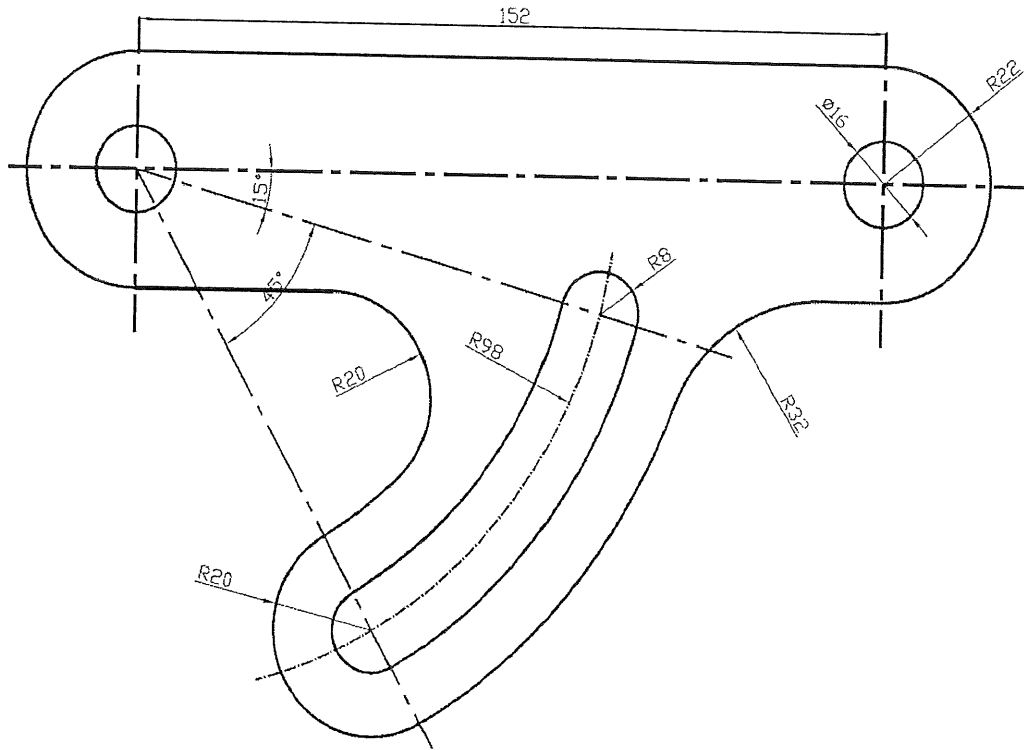


Figure 1

QUESTION 2

- a) Explain 2 (two) types of projection views for orthographic drawing. (4 marks)

ENGINEERING DRAWING (BME 1013)

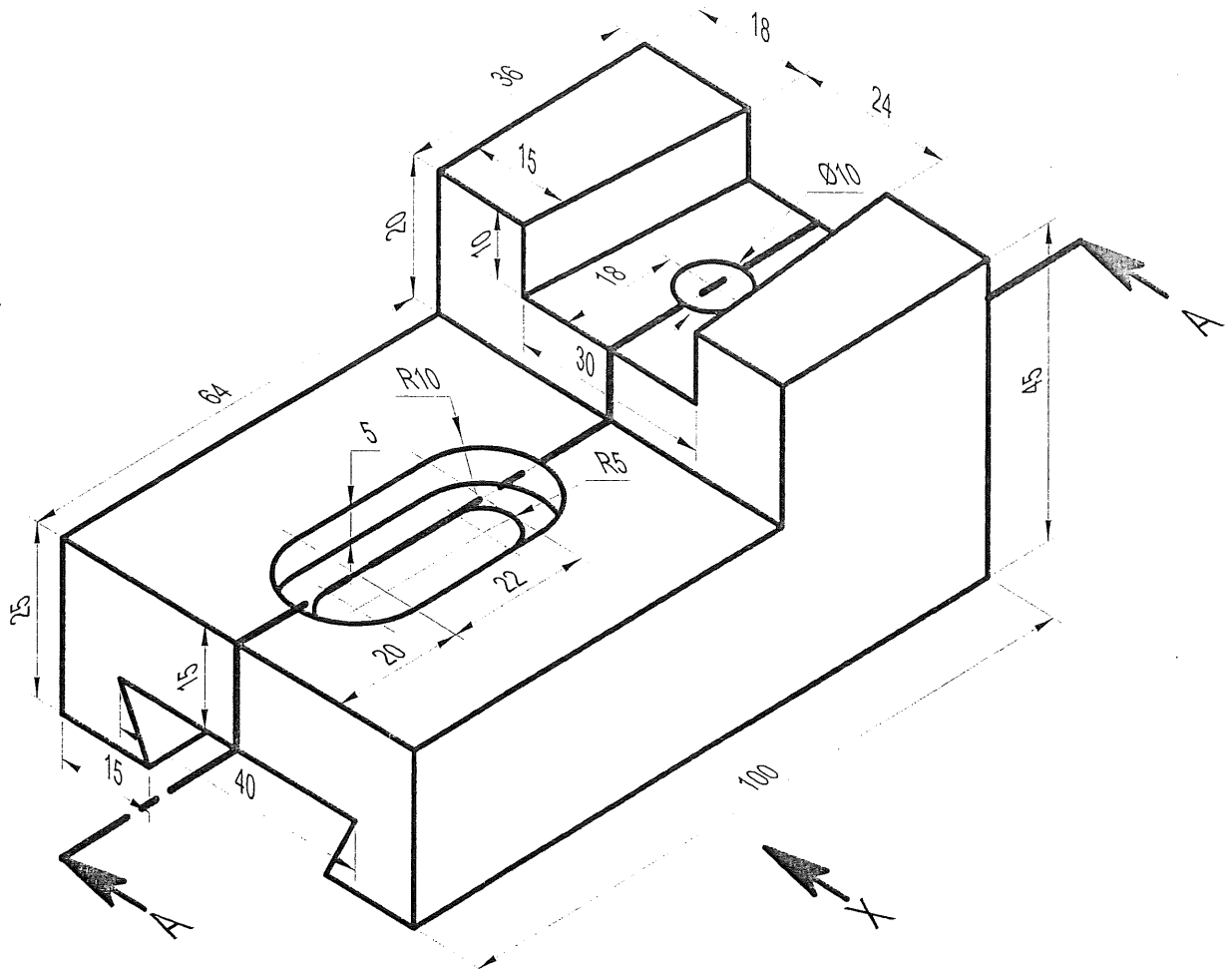


Figure 2

b) Figure 2 shows the isometric view of a part. Produce an orthographic projection of following object in three standard views according



- i. Front sectional view A-A (10 marks)
- ii. Top view (5 marks)
- iii. Side view (5 marks)
- iv. Dimension (6 marks)

ENGINEERING DRAWING (BME 1013)

QUESTION 3

a) Figure 3 shows the orthographic views projection. Draw the part in full scale of;

i. The isometric view. (15 marks)

ii. Dimension (10 marks)

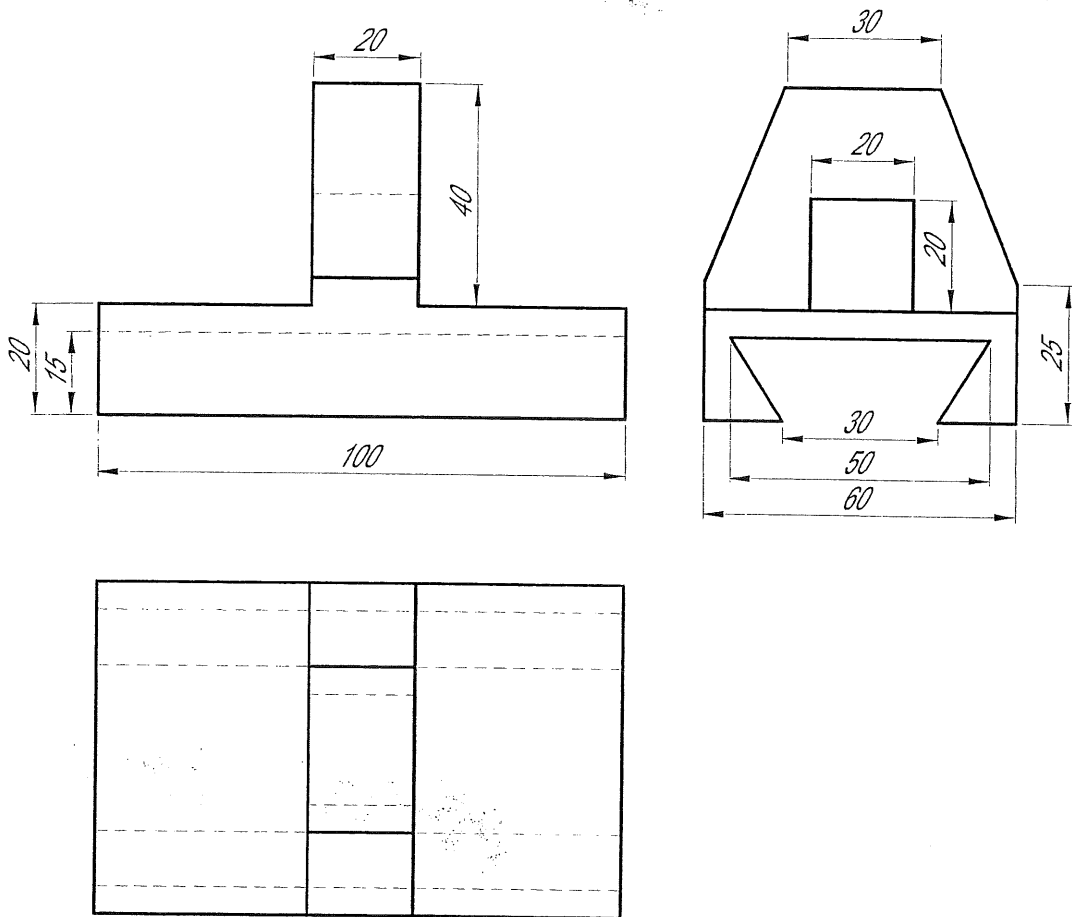


Figure 3

----- End of question -----

Criteria	Marks
All questions answered will be marked according to the answer schema	75

